

Multi-pass Draw Machines

Unlimited number of passes and combination of motors and block sizes to suit your needs. Available with no cooling, air cooling and air/water cooling for blocks and water-cooled dies that are suitable for dry powder lube drawing and wet lube drawing.

.006" – 1/2" diameter for tubing and wire. Speeds up to 3350 FPM.
For all types of solid wire, specialty metal wire & various types of tubing.

Types of Multi-pass

Dry Lube Drawing—


Ideal for sink drawing of tubing



Dry Lube Drawing

Dancer Type Drawing—


Used primarily in multi-hole drawing. It can accommodate any R/A % between each block and makes up for any wear on the die and still follow line speed. It is an ideal machine for running multiple ranges of finish sizes.



Dancer Type Drawing

Wet Lube Drawing—


Slip type & Non-slip type via. dancer



Wet Lube Drawing

X Series—

Modular construction



X Series